

INVESTMENT OBJECTIVE

The IFM Global Diversified Fund is a multi-managed fund whose primary objective is to maximise long-term investment growth by investing in a range of opportunities available in public asset markets from around the world.

INVESTMENT PHILOSOPHY

In order to achieve its objective, the IFM Global Diversified Fund will invest in a diversified portfolio of global assets. In addition to participation in portfolios of collective investment schemes, the portfolio's investment universe may invest in global and local equity securities, exchange traded funds, government bonds, corporate bonds and inflation linked bonds, debentures, fixed interest securities, property shares, property related securities, preference shares, money market instruments and assets in liquid form. The portfolio may, from time to time, invest in listed and unlisted financial instruments. The Fund may also include the following unlisted financial instruments: forward currency, interest rate and exchange rate swap transactions for efficient portfolio management purposes. The IFM Global Diversified Fund's asset exposure to investments outside of South Africa will always exceed 80% of the portfolio's net asset value.

RISK PROFILE: MOD-HIGH

Low	Mod-Low	Mod	Mod-High	High

- This portfolio has a balanced exposure to various asset classes. It has more equity exposure than a low risk portfolio but less than a high risk portfolio. In turn the expected volatility is higher than a low risk portfolio, but less than a high risk portfolio.
- Where the asset allocation contained in this fact sheet reflect offshore exposure, the portfolio is exposed to currency risks.
- The portfolio is exposed to equity as well as default and interest rate risks.
- The portfolio is suitable for medium to long term investment horizons.
- The probability of losses is higher than that of a low risk portfolio, but less than a high risk portfolio.

INFORMATION AND DISCLOSURES

FUND NAME

IFM Global Diversified Fund

MINIMUM INVESTMENTS

Not Applicable

ISIN NUMBER

ZAE000259693

FUND CLASSIFICATION

Global Multi-Asset Flexible

INCEPTION DATE

4 June 2019

UNIT PRICE

R105.72

BENCHMARK

65% MSCI World (Developed Markets)
+ 20% FTSE WGBI USD + 15% ICE
LIBOR Spot/Next Overnight USD

PORTFOLIO VALUE

R729.51 million

DISTRIBUTION

Semi-annual declaration dates:
31 Mar and 30 Sept

INVESTMENT MANAGER

Anchor Multi-Management (Pty) Ltd,
an authorized Financial Services
Provider
FSP No: 46549
25 Culross Road
Bryanston, Sandton
Gauteng
2191
Tel: +27 11 591 0677
E-mail: info@anchorfs.co.za

MANAGEMENT COMPANY

Itransact Fund Managers (RF) (Pty) Ltd
15 Philips Street
Ferndale, Randburg
2194
Tel: 0861 116 075
E-mail: admin@itransactfm.co.za

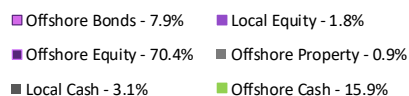
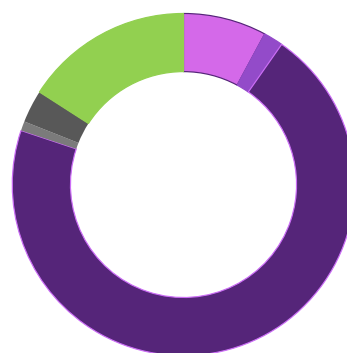
CUSTODIAN/TRUSTEE INFORMATION

FirstRand Bank Ltd acting as RMB
Custody and Trustee Services
Mezzanine Floor, 3 First Place
Bank City, Corner Jeppe & Simmonds
Street, Johannesburg,
2001
E-mail: DL-TrusteeServices-Custody@fnb.co.za
Tel: 011 282 8000

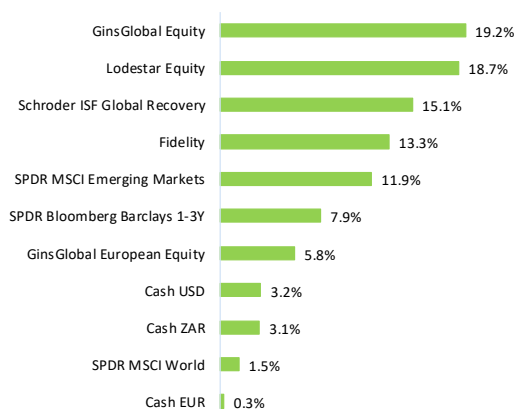
PERFORMANCE VS. BENCHMARK

The performance will be shown once the required regulatory period has passed (12 months after inception date).

ASSET ALLOCATION



TOP HOLDINGS



FUND MANAGER COMMENTARY

The US dollar gained 5.9% to the South African rand, enhancing the returns for the underlying funds over the respective period. In Rand terms, the GinsGlobal Global Equity fund and GinsGlobal European Equity fund gained 4.9% and 4.6% respectively. The Schroders Global Recovery fund lost 0.2%, while the Fidelity ILF fund and the Lodestar segregated mandate gained 7.3% and 7.7% respectively for the month. The global equity passive investments performed in line with their respective indices. The SPDR MSCI World ETF appreciated 5.0%, the SPDR MSCI EM ETF gained 1.9%, while the Bloomberg Barclays Global Aggregate Bond Index gained 8.0%.

MARKET COMMENTARY

Financial markets were volatile in August with a low business and investment sentiment. This was driven by a surprise US announcement of tariffs on the residual USD300 billion of Chinese imports, which was contrary to what they agreed to at May's G20 summit. China retaliated with an increase in tariffs on US imports, including cars, agricultural goods, and crude oil.

Developed market equities fell 1.9% but outperformed emerging market equities that depreciated 2.5%. These were replaced largely by safe-haven assets. Safe-haven assets, such as gold stocks and fixed income segments, rallied.

In foreign exchange markets, the US dollar rallied against most emerging market currencies, gaining 5.9% to South African rand.

ACCESS TO INFORMATION

- Additional information, including application forms, annual or quarterly reports can be obtained from IFM, free of charge or can be accessed on our website (www.itransactfm.co.za).
- Valuation takes place daily and prices can be viewed in the daily newspaper.
- Upon request the Manager will provide the investor with quarterly portfolio investment holdings reports.

FAIS CONFLICT OF INTEREST DISCLOSURE

Please note that your financial advisor may be a related party to IFM. It is your financial advisor's responsibility to disclose all fees he/she receives from any related party. The portfolio's TER includes all fees paid by the portfolio to IFM, the trustees, the auditors, banks, the co-naming partner, underlying portfolios, and any other investment consultants/ managers as well as distribution fees and LISP rebates, if applicable. The portfolio's performance numbers are calculated net of the TER expenses. The investment manager earns a portion of the service charge and performance fees where applicable.

DISCLAIMER

Itransact Fund Managers (RF) (Pty) Ltd ("IFM") is a registered Manager of the IFM Unit Trust Scheme, approved in terms of the Collective Investments Schemes Control Act, No 45 of 2002. Collective Investment Schemes in securities are generally medium to long term investments. The value of the participatory interests (units) may go down as well as up and past performance is not necessarily a guide future performance. Performance is calculated for the portfolio. Individual investor performance may differ as a result of the actual investment date, the date of re-investment and withholding taxes. The Manager does not guarantee the capital or the return of a portfolio. Collective Investments are traded at ruling prices and can engage in borrowing and scrip lending, however IFM does not currently engage in scrip lending. A schedule of fees, charges and maximum commissions is available on request. IFM reserves the right to close the portfolio to new investors and reopen certain portfolios from time to time in order to manage them more efficiently in accordance with its mandate. Performance figures quoted for the portfolio are from Morningstar and the Fund Administrator, as at the date of this document for a lump sum investment, using NAV-NAV with income reinvested and do not take any upfront manager's charge into account. Income distributions are declared on the ex-dividend date and may be subject to mandatory withholding taxes. Actual investment performance will differ based on the initial fee charge applicable, the actual investment date, the date of reinvestment and dividend withholding tax. Investments in foreign securities may include additional risks such as potential constraints on liquidity and repatriation of funds, macroeconomic risk, political risk, foreign exchange risk, tax risk, settlement risk as well as potential limitations on the availability of market information. This fund may invest into other Collective Investment Schemes, which may levy their own charges, which could result in a higher fee structure for these portfolios.

Certain investments, including those involving futures, options, equity swaps, and other derivatives may give rise to substantial risk and might not be suitable for all investors. Although reasonable steps have been taken to ensure the validity and accuracy of the information in this document, IFM does not accept any responsibility for any claim, damages, loss or expense, however it arises, out of or in connection with the information in this document, whether by a client, investor or intermediary. This document should not be seen as an offer to purchase any specific product and is not to be construed as advice or guidance in any form whatsoever. Investors are encouraged to obtain independent professional investment and taxation advice before investing with or in any of the Manager's products.

FEES AND FAIS DISCLOSURE

Initial Fees (IFM) (Incl VAT)	0.00%
Initial Advisory Fee (Max) (Incl VAT)	3.45%
Ongoing Advisory Fee (Max) (Incl VAT)	1.15%

Annual Management Fees (Incl VAT)	0.86%
Performance Fee	None

TOTAL EXPENSE RATIO (TER) & TRANSACTION COST

Basic	-
Portfolio Transaction Cost	-
Total Investment Charge	-

A Total Expense Ratio (TER) is a measure of a portfolio's annual expenses, fees and charges, expressed as a percentage of the average daily value of the portfolio. These expenses include the annual management fees, VAT, audit fees, bank charges and costs incurred in any underlying funds. A higher TER ratio does not necessarily imply a poor return, nor does a low TER ratio imply a good return. The current TER ratio cannot be regarded as an indication of future TER ratios. Performance return information and prices are always stated net of the expenses, fees and charges included in the TER ratio.

The TER and Transaction Costs cannot be determined accurately because of the short lifespan of the Fund. Calculations are based on actual data where possible and best estimates where actual data is not available.

FUND MANAGERS


David Bacher has a B Com, PDM and is a CFA charter holder. He has extensive experience in the financial markets, having worked at Caveo Fund Solutions as a founding director and at Investment Solutions as a member of the investment team. David is CIO of the fund of hedge fund business at Corion.



Simon du Plooy has a MSc Financial Mathematics degree. He spent five years in the banking industry, at Absa and RMB, where he conducted risk analysis for trading desks and hedge funds. He joined Corion in 2009 as part of the investment team and in 2013 took on the role as Portfolio Manager.

SUBSCRIPTIONS

Valuation time	17h00
Transaction cut-off time	16h00
Payment reference	Initials & Surname / Account Number

Please send proof of deposit to fax (011) 561 6812 or e-mail: admin@itransactfm.co.za