

INVESTMENT OBJECTIVE

The IFM Income Fund is a multi-managed fund whose primary objective is to provide a higher-level return than money market and other income funds by investing in bonds, fixed deposits, other money market instruments, listed debentures, preference shares of an income nature and listed property shares.

INVESTMENT PHILOSOPHY

In order to achieve its objective, the IFM Income Fund will invest in a diversified portfolio of income-oriented assets. In addition to participation in portfolios of collective investment schemes, the portfolio's investment universe may consist of equity securities, exchange traded funds, preference shares, debentures, debenture bonds, money market instruments, property shares and property related securities listed on exchanges and assets in liquid form. The IFM Income Fund's equity exposure will never exceed 10% of the portfolio's net asset value.

RISK PROFILE: LOW



- This portfolio has relatively low equity exposure, resulting in relatively low volatility compared to higher risk portfolios.
- Where the asset allocation contained in this MDD reflects offshore exposure, the portfolio is exposed to currency risks.
- The portfolio is exposed to default and interest rate risks.
- The portfolio is suitable for medium term investment horizons.
- The potential long term investment returns are expected to be lower than higher risk portfolios.

INFORMATION AND DISCLOSURES

FUND NAME

IFM Income Fund

MINIMUM INVESTMENTS

Not Applicable

ISIN NUMBER

ZAE000259909

FUND CLASSIFICATION

SA Multi-Asset Income

INCEPTION DATE

1 August 2018

UNIT PRICE

R108.11

BENCHMARK

SteFI Composite Index

PORTFOLIO VALUE

R300.62 million

DISTRIBUTION

Quarterly declaration dates: 31 Dec, 31 Mar, 30 June and 30 Sep

DISTRIBUTION (RPU)

Sep '23: 2.25 | Dec '23: 1.97
Mar '24: 2.24 | Jun '24: 2.10

TOTAL EXPENSE RATIO

Mar '24: 0.92%

INVESTMENT MANAGER

Nest Asset Management (Pty) Ltd, an authorized Financial Services Provider
FSP No: 46549
25 Culross Road
Bryanston, Sandton
Gauteng
2191
Tel: +27 11 591 0677
E-mail: info@anchorfs.co.za

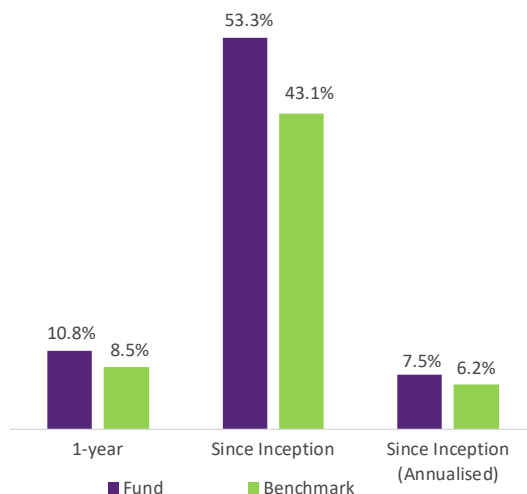
MANAGEMENT COMPANY

Itransact Fund Managers (RF) (Pty) Ltd
28 Peter Place
Lyme Park, Sandton
2060
Tel: 0861 116 075
E-mail: admin@itransactfm.co.za

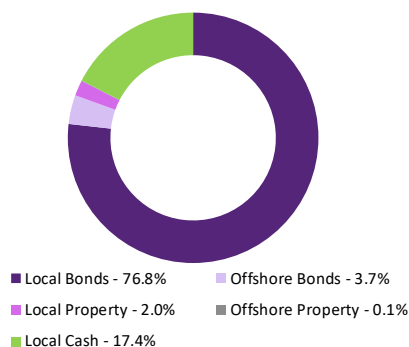
CUSTODIAN/TRUSTEE INFORMATION

FirstRand Bank Ltd acting as RMB Custody and Trustee Services
Mezzanine Floor, 3 First Place
Bank City, Corner Jeppe & Simmonds Street, Johannesburg, 2001
E-mail: DL-TrusteeServices-Custody@fnb.co.za
Tel: 011 282 8000

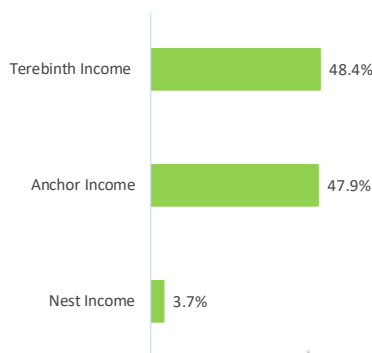
PERFORMANCE VS. BENCHMARK



ASSET ALLOCATION



HOLDINGS



FUND MANAGER COMMENTARY

The month of June started with continued focus on South Africa's national elections results. The recent elections brought the historical inauguration of the Government of National Unity (GNU) under President Cyril Ramaphosa. This sparked initial optimism among investors, leading to a strong rally in local assets. However, the market's exuberance tapered as political maneuvering within the GNU became apparent. Despite this, South African bond markets concluded the quarter positively, gaining +7.5% (YTD: +5.5%). Listed property also had a positive quarter, ending up +5.5% and remains the best performing local sector year-to-date, up +9.6%.

On the brighter side, the new administration is focusing on tackling significant economic challenges, upholding constitutional integrity, and professionalizing public services. Although hurdles remain — including fiscal consolidation and coalition negotiations — there's a renewed emphasis on private sector involvement in infrastructure and energy sectors. This positive momentum is expected to stimulate economic activity and boost investor confidence, potentially transforming past vicious cycles into virtuous ones — though patience and perseverance will be essential.

ACCESS TO INFORMATION

- Additional information, including application forms, annual or quarterly reports can be obtained from IFM, free of charge or can be accessed on our website (www.itransactfm.co.za).
- Valuation takes place daily and prices can be viewed in the daily newspaper.
- Upon request the Manager will provide the investor with quarterly portfolio investment holdings reports.

FAIS CONFLICT OF INTEREST DISCLOSURE

Please note that your financial advisor may be a related party to IFM. It is your financial advisor's responsibility to disclose all fees he/she receives from any related party. The portfolio's TER includes all fees paid by the portfolio to IFM, the trustees, the auditors, banks, the co-naming partner, underlying portfolios, and any other investment management consultants/ managers as well as distribution fees and LISP rebates, if applicable. The portfolio's performance numbers are calculated net of the TER expenses. The investment manager earns a portion of the service charge and performance fees where applicable.

DISCLAIMER

Itransact Fund Managers (RF) (Pty) Ltd ("IFM") is a registered Manager of the IFM Unit Trust Scheme, approved in terms of the Collective Investments Schemes Control Act, No 45 of 2002. Collective Investment Schemes in securities are generally medium to long term investments. The value of the participatory interests (units) may go down as well as up and past performance is not necessarily a guide to future performance. Performance is calculated for the portfolio. Forward pricing is used. Individual investor performance may differ as a result of the actual investment date, the date of re-investment and withholding taxes. The Manager does not guarantee the capital or the return of a portfolio. Collective Investments are traded at ruling prices and can engage in borrowing and scrip lending, however IFM does not currently engage in scrip lending. A schedule of fees, charges and maximum commissions is available on request. IFM reserves the right to close the portfolio to new investors and reopen certain portfolios from time to time in order to manage them more efficiently in accordance with its mandate. Performance figures quoted for the portfolio are from Morningstar and the Fund Administrator, as at the date of this document for a lump sum investment, using NAV-NAV with income reinvested and do not take any upfront manager's charge into account. Income distributions are declared on the ex-dividend date and may be subject to mandatory withholding taxes. Actual investment performance will differ based on the initial fee charge applicable, the actual investment date, the date of reinvestment and dividend withholding tax. Investments in foreign securities may include additional risks such as potential constraints on liquidity and repatriation of funds, macroeconomic risk, political risk, foreign exchange risk, tax risk, settlement risk as well as potential limitations on the availability of market information. This fund may invest into other Collective Investment Schemes, which may levy their own charges, which could result in a higher fee structure for these portfolios.

Certain investments, including those involving futures, options, equity swaps, and other derivatives may give rise to substantial risk and might not be suitable for all investors. Although reasonable steps have been taken to ensure the validity and accuracy of the information in this document, IFM does not accept any responsibility for any claim, damages, loss or expense, however it arises, out of or in connection with the information in this document, whether by a client, investor or intermediary. This document should not be seen as an offer to purchase any specific product and is not to be construed as advice or guidance in any form whatsoever. Investors are encouraged to obtain independent professional investment and taxation advice before investing with or in any of the Manager's products.

FEES AND FAIS DISCLOSURE

Initial Fees (IFM) (Incl VAT)	0.00%
Initial Advisory Fee (Max) (Incl VAT)	3.45%
Ongoing Advisory Fee (Max) (Incl VAT)	1.15%
Annual Management Fees (Incl VAT)	0.86%
Performance Fee	None

TOTAL EXPENSE RATIO (TER) & TRANSACTION COST

Total Expense Ratio	0.92%
Portfolio Transaction Cost	0.01%
Total Investment Charge	0.93%

A Total Expense Ratio (TER) is a measure of a portfolio's annual expenses, fees and charges, expressed as a percentage of the average daily value of the portfolio. These expenses include the annual management fees, VAT, audit fees, bank charges and costs incurred in any underlying funds. A higher TER ratio does not necessarily imply a poor return, nor does a low TER ratio imply a good return. The current TER ratio cannot be regarded as an indication of future TER ratios. Performance return information and prices are always stated net of the expenses, fees and charges included in the TER ratio.

The TER and transaction costs calculations are based on the portfolio's direct costs for the period ended 31 March 2024.

FUND MANAGER



Simon du Plooy has a MSc Financial Mathematics degree. He spent five years in the banking industry, at Absa and RMB, where he conducted risk analysis for trading desks and hedge funds. He joined Corion in 2009 as part of the investment team and in 2013 took on the role as Portfolio Manager.

SUBSCRIPTIONS

Valuation time	17h00
Transaction cut-off time	15h00
Payment reference	Initials & Surname / Account Number

Please send proof of deposit to fax (011) 561 6812 or e-mail: admin@itransactfm.co.za